









rozmiar w cm

cena brutto

długość szerokość wysokość jasny szary beton biały antracyt, beton Corten

d-4.4.4 ok. 70 kg		40	40	40	395,-	560,-	600,-
d-4.4.5 ok. 85 kg		40	40	50	420,-	590,-	635,-
d-4.4.6 ok. 100 kg				60			
d-4.4.8 ok. 125 kg		40	40	80	595,-	840,-	905,-
d-4.4.10 ok. 155 kg		40	40	100	790,-	1120,-	1200,-
d-8.4.4 ok. 110 kg		80	40	40	595,-	840,-	905,-
d-8.4.5 ok. 130 kg		80	40	50	660,-	930,-	1000,-
d-8.4.6 ok. 155 kg				60			
d-8.4.8 ok. 195 kg		80	40	80	790,-	1120,-	1200,-
d-8.4.10 ok. 240 kg		80	40	100	815,-	1150,-	1240,-


rozmiar w cm

cena brutto

	dlugość	szerokość	wysokość	jasny szary	beton bielony	antracyt, beton Corten
--	---------	-----------	----------	-------------	---------------	------------------------

d-10.4.4

ok. 130 kg




100

40

40

660,-**920,-****1000,-****d-10.4.5**

ok. 170 kg



100

40

50

700,-**990,-****1065,-****d-10.4.6**

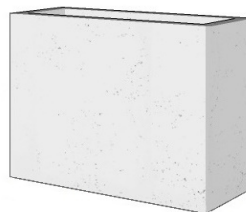
ok. 195 kg



60

d-10.4.8

ok. 250 kg




100

40

80

1310,-**1845,-****1990,-****d-10.4.10**

ok. 300 kg



100

40

100

1585,-**2230,-****2400,-****d-12.4.4**

ok. 155 kg




120

40

40

725,-**1020,-****1100,-****d-12.4.5**

ok. 180 kg



120

40

50

790,-**1120,-****1205,-****d-12.4.6**


ok. 210 kg



60

d-12.4.8

ok. 265 kg




120

40

80

1385,-**1950,-****2100,-****d-12.4.10**

ok. 320 kg



120

40




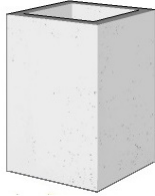



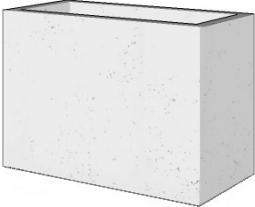

100

1650,-**2325,-****2505,-**

rozmiar w cm

cena brutto

długość szerokość wysokość jasny szary beton biały antracyt, beton Corten

d-15.4.4 ok. 185 kg		150	40	40	1585,-	2230,-	2400,-
d-15.4.45 ok. 200 kg				45			
d-15.4.5 ok. 215 kg				50			
d-20.4.4 ok. 240 kg		200	40	40	2640,-	3720,-	4000,-
d-20.4.45 ok. 260 kg				45			
d-20.4.5 ok. 280 kg				50			
d-5.5.5 ok. 110 kg		50	50	50	580,-	820,-	880,-
d-5.5.6 ok. 125 kg				60			
d-5.5.8 ok. 160 kg		50	50	80	660,-	930,-	1000,-
d-5.5.10 ok. 195 kg		50	50	100	860,-	1210,-	1300,-
d-10.5.4 ok. 150 kg		100	50	40	660,-	930,-	1000,-
d-10.5.5 ok. 175 kg		100	50	50	700,-	990,-	1065,-
d-10.5.6 ok. 200 kg				60			
d-10.5.8 ok. 255 kg		100	50	80	1310,-	1845,-	1990,-
d-10.5.10 ok. 305 kg		100	50	100	1585,-	2230,-	2400,-

rozmiar w cm

cena brutto

długość

szerokość

wysokość

jasny szary

beton bielony

antracyt, beton
Corten**d-15.5.4**


ok. 210 kg

d-15.5.45

ok. 225 kg

d-15.5.5

ok. 250 kg



150

50

40

45

50

1585,-**2230,-****2400,-****d-20.5.4**


ok. 240 kg

d-20.5.45

ok. 260 kg

d-20.5.5

ok. 280 kg



200

50


40

45

50

2640,-**3720,-****4000,-****d-6.6.6**

ok. 180 kg



60

60


60

790,-**1120,-****1205,-****d-8.8.5**

ok. 220 kg

d-8.8.6

ok. 250 kg



80


80

50

60

980,-**1380,-****1485,-****d-8.8.8**

ok. 315 kg




80

80

80

1240,-**1750,-****1885,-****d-8.8.10**

ok. 375 kg



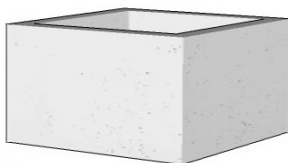
80

80

100

1450,-**2050,-****2205,-****d-10.10.5**

ok. 275 kg




100

100

50

1585,-**2230,-****2400,-****d-10.10.10**

ok. 400 kg



100

100

100

2640,-**3720,-****4000,-**