








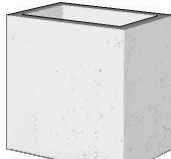









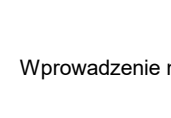


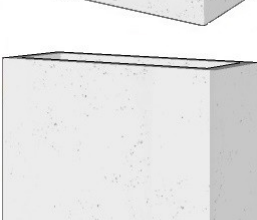
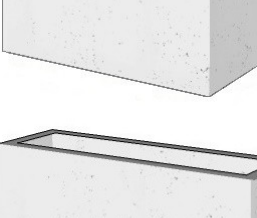

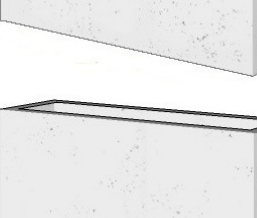
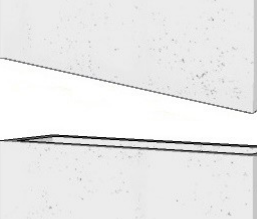

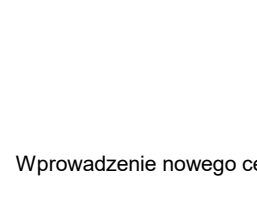





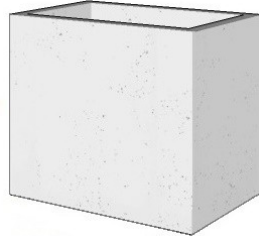




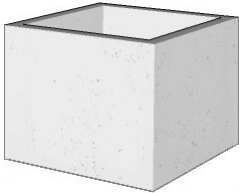
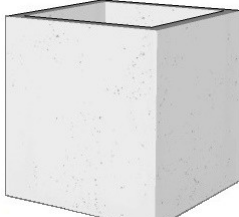

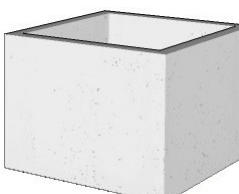

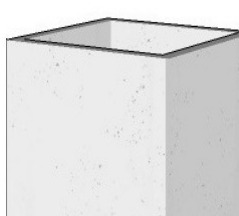


	rozmiar w cm	cena brutto			jasny szary, ciemny szary	beton biały, antracyt, ceglasty	beton Corten	boniowanie
		wysokość	długość	głębokość				
d-35.35.4		40	35	35	180,-	190,-	250,-	+50,-
d-4.4.4		40	40	40	300,-	320,-	380,-	+50,-
d-4.4.5		50	40	40	320,-	340,-	420,-	+50,-
d-4.4.6		60					440,-	
d-4.4.7		70	40	40	450,-	495,-	590,-	+50,-
d-4.4.8		80					610,-	
d-4.4.9		90	40	40	600,-	650,-	795,-	+50,-
d-4.4.10		100					800,-	
d-5.5.5		50	50	50	440,-	470,-	565,-	+50,-
d-5.5.6		60					590,-	
d-5.5.7		70	50	50	500,-	550,-	675,-	+50,-
d-5.5.8		80					700,-	
d-5.5.9		90	50	50	650,-	740,-	870,-	+50,-
d-5.5.10		100					895,-	


		rozmiar w cm			cena brutto			
		wysokość	długość	głębokość	jasny szary, ciemny szary	beton biały, antracyt, ceglasty	beton Corten	boniowanie
d-6.4.5		50	60	40	400,-	440,-	525,-	+50,-
d-6.4.6		60	60	40	400,-	440,-	550,-	+50,-
d-6.4.7		70	60	40	420,-	460,-	595,-	+50,-
d-6.4.8		80	60	40	420,-	460,-	620,-	+50,-
d-6.4.9		90	60	40	600,-	650,-	820,-	+50,-
d-6.4.10		100	60	40	600,-	650,-	845,-	+50,-
d-7.4.4		40	70	40	450,-	495,-	560,-	+100,-
d-8.4.4		40	80	40	450,-	495,-	570,-	+100,-
d-7.4.5		50	70	40	500,-	550,-	635,-	+100,-
d-8.4.5		50	80	40	500,-	550,-	650,-	+100,-
d-7.4.6		60	70	40	500,-	550,-	665,-	+100,-
d-8.4.6		60	80	40	500,-	550,-	680,-	+100,-
d-7.4.7		70	70	40	600,-	660,-	790,-	+100,-
d-8.4.7		70	80	40	600,-	660,-	800,-	+100,-
d-7.4.8		80	70	40	600,-	660,-	815,-	+100,-
d-8.4.8		80	80	40	600,-	660,-	835,-	+100,-
d-7.4.9		90	70	40	620,-	670,-	865,-	+100,-
d-8.4.9		90	80	40	620,-	670,-	885,-	+100,-
d-7.4.10		100	70	40	620,-	670,-	890,-	+100,-
d-8.4.10		100	80	40	620,-	670,-	915,-	+100,-
d-10.4.4		40	100	40	500,-	550,-	640,-	+100,-
d-10.5.4		40	100	50	500,-	550,-	650,-	+100,-

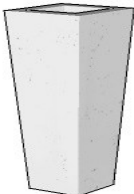

		rozmiar w cm			cena brutto			
		wysokość	długość	głębokość	<i>jasny szary, ciemny szary</i>	<i>beton bielony, antracyt, ceglasty</i>	<i>beton Corten</i>	<i>boniowanie</i>
d-40.4.5		50	100	40	530,-	570,-	700,-	+100,-
d-10.4.6		60	100	40	530,-	570,-	735,-	+100,-
d-10.4.7		70	100	40	990,-	1050,-	1230,-	+100,-
d-10.4.8		80	100	40	990,-	1050,-	1265,-	+100,-
d-10.4.9		90	100	40	1200,-	1290,-	1510,-	+100,-
d-10.4.10		100	100	40	1200,-	1290,-	1545,-	+100,-
d-12.4.4		40	120	40	550,-	590,-	710,-	+100,-
d-12.4.5		50	120	40	600,-	650,-	795,-	+100,-
d-12.4.6		60	120	40	600,-	650,-	835,-	+100,-
d-12.4.7		70	120	40	1050,-	1150,-	1325,-	+100,-
d-12.4.8		80	120	40	1050,-	1150,-	1365,-	+100,-
d-12.4.9		90	120	40	1100,-	1200,-	1455,-	+100,-
d-12.4.10		100	120	40	1100,-	1200,-	1495,-	+100,-

		rozmiar w cm			cena brutto			
		wysokość	długość	głębokość	<i>jasny szary, ciemny szary</i>	<i>beton biały, antracyt, ceglasty</i>	<i>beton Corten</i>	<i>boniowanie</i>
d-10.5.5		50	100	50	530,-	570,-	715,-	+100,-
d-10.5.6		60						
d-10.5.7		70	100	50	990,-	1050,-	1250,-	+100,-
d-10.5.8		80						
d-10.5.9		90	100	50	1200,-	1290,-	1530,-	+100,-
d-10.5.10		100						
d-6.6.6		60	60	60	600,-	650,-	780,-	+100,-
d-9.6.6		60	90	60	750,-	790,-	970,-	+100,-
d-9.6.7		70	90	60	850,-	920,-	1110,-	+100,-
d-9.6.8		80						
d-9.6.9		90	90	60	1200,-	1290,-	1530,-	+100,-
d-9.6.10		100						
d-75.75.4		40	75	75	650,-	700,-	800,-	+100,-

		rozmiar w cm			cena brutto			
		wysokość	długość	głębokość	<i>jasny szary, ciemny szary</i>	<i>beton bielony, antracyt, ceglasty</i>	<i>beton Corten</i>	<i>boniowanie</i>
d-75.75.5 d-75.75.6		50 60	75	75	740,-	790,-	925,- 960,-	+100,-
d-75.75.7 d-75.75.8		70 80	75	75	940,-	990,-	1200,- 1235,-	+100,-
d-75.75.9 d-75.75.10		90 100	75	75	1100,-	1200,-	1430,- 1470,-	+100,-
d-8.8.5 d-8.8.6		50 60	80	80	740,-	790,-	935,- 975,-	+100,-
d-8.8.7 d-8.8.8		70 80	80	80	940,-	990,-	1215,- 1255,-	+100,-
d-8.8.9 d-8.8.10		90 100	80	80	1100,-	1200,-	1455,- 1495,-	+100,-

Donice trapezowe

		rozmiar w cm			cena brutto		
		wysokość	podstawa	góra	<i>jasny szary, ciemny szary</i>	<i>beton bielony, antracyt, ceglasty</i>	<i>beton Corten</i>
t-2.2.7 t-2.2.8		70 80	20x20	30x30	450,-	495,-	550,-

		rozmiar w cm			cena brutto		
		wysokość	podstawa	górnica	<i>jasny szary, ciemny szary</i>	<i>beton bielony, antracyt, ceglasty</i>	<i>beton Corten</i>
t-35.35.7		70	35x35	45x45	480,-	520,-	580,-
t-35.35.8		80					
t.4.4.8		80	40x40	60x60	650,-	740,-	870,-
t-4.4.9		90					